

Periodic disclosure for the financial products referred to in Article 8, paragraphs 1, 2 and 2a of Regulation (EU) 2019/2088 and Article 6, first paragraph, of Regulation (EU) 2020/852

Product name: Danske Invest 2 Norge Vekst  
Legal entity identifier: 98450085EE37B3CE4841

## Environmental and/or social characteristics

Sustainable investment means an investment in an economic activity that contributes to an environmental or social objective, provided that the investment does not significantly harm any environmental or social objective and that the investee companies follow good governance practices.

The EU Taxonomy is a classification system laid down in Regulation (EU) 2020/852, establishing a list of environmentally sustainable economic activities. That Regulation does not lay down a list of socially sustainable economic activities. Sustainable investments with an environmental objective might be aligned with the Taxonomy or not.

Did this financial product have a sustainable investment objective?

Yes

No

- |  |  |
|--|--|
| <input type="checkbox"/> It made sustainable investments with an environmental objective: % <ul style="list-style-type: none"><li><input type="checkbox"/> in economic activities that qualify as environmentally sustainable under the EU Taxonomy</li><li><input type="checkbox"/> in economic activities that do not qualify as environmentally sustainable under the EU Taxonomy</li></ul> | <input checked="" type="checkbox"/> It promoted Environmental/Social (E/S) characteristics and while it did not have as its objective a sustainable investment, it had a proportion of 44% of sustainable investments <ul style="list-style-type: none"><li><input checked="" type="checkbox"/> with an environmental objective in economic activities that qualify as environmentally sustainable under the EU Taxonomy</li><li><input checked="" type="checkbox"/> with an environmental objective in economic activities that do not qualify as environmentally sustainable under the EU Taxonomy</li><li><input checked="" type="checkbox"/> with a social objective</li></ul> |
| <input type="checkbox"/> It made sustainable investments with a social objective: %  | <input type="checkbox"/> It promoted E/S characteristics, but did not make any sustainable investments   |



### To what extent were the environmental and/or social characteristics promoted by this financial product met?

*The fund was introduced during the year.*

The fund promoted:

1. The UN Sustainable Development Goals (the “SDGs”) by partially investing in sustainable investments contributing to the goals.
2. Adherence to the OECD Guidelines for Multinational Enterprises, the UN Guiding Principles on Business and Human Rights, conventions adopted by the International Labour Organization (ILO) and other international minimum safeguards as well as good governance principles through an enhanced sustainability standards screening.
3. Certain minimum environmental safeguards through exclusions.
4. Certain minimum ethical and social safeguards through exclusions.

The fund was subject to the Active Ownership Policy of Danske Invest Management A/S with an obligation to exercise active ownership in line with the principles of the policy and underlying guidelines. The fund considered the principal adverse impacts on sustainability factors as disclosed in this report.

The fund did not apply a reference benchmark for the attainment of its environmental and/or social characteristics.

## How did the sustainability indicators perform?

The graphs and tables below demonstrate the performance of the sustainability indicators measured in relation to the environmental and/or social characteristics of the fund.

The sustainability indicators are not subject to an assurance provided by an auditor or other review by a third party.

For additional information, please refer to the "SFDR Reading Guide" in this report and the document "Sustainability-related disclosure", which is available under the heading "Sustainability-related disclosures for our funds" at:

[https://www.danskeinvest.lu/page/responsible\\_investments\\_insight](https://www.danskeinvest.lu/page/responsible_investments_insight)

## Sustainable investments

Indicator: The weighted share of investments in the fund contributing to the UN SDGs and deemed to be sustainable investments on the basis of:

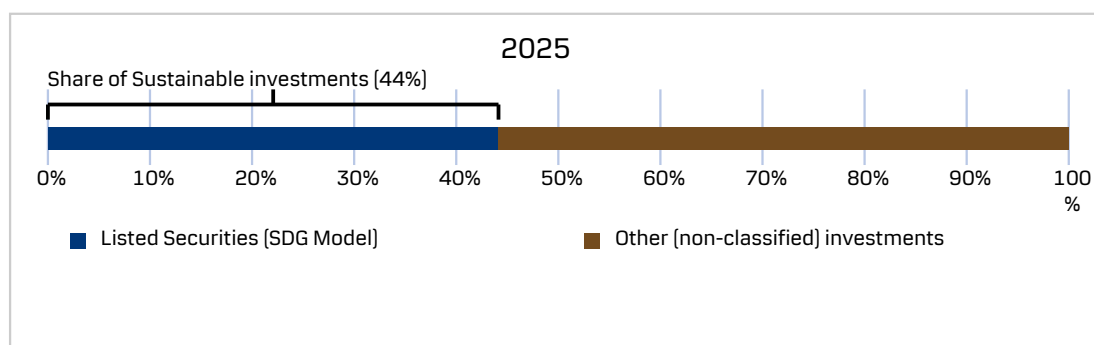
- Danske Bank's SDG Model, which measures a company's positive contribution to the SDGs on the basis of the issuer's revenue from activities contributing positively to one or more SDGs (the model applies to equity shares, credit bonds and similar listed securities)

The graph below demonstrates the weighted share of the fund's sustainable investments.

Investments that do not meet the criteria of a sustainable investment in the fund are marked as "Other (non-classified) investments".

For information on the measured contributions of the sustainable investments to each of the SDGs, see "What were the objectives of the sustainable investments that the financial product partially made and how did the sustainable investment contribute to such objectives?".

Binding element: The fund is committed to investing a minimum of 5% of its total investments in sustainable investments.



Sustainability indicators measure how the environmental or social characteristics promoted by the financial product are attained.

## Exclusions

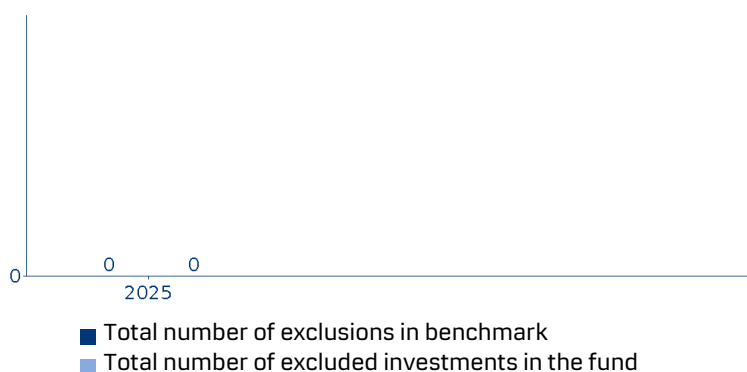
Indicator: The number of excluded investments in the fund's portfolio and the number of issuers on the exclusion list as a result of the exclusion criteria.

Exclusions are attained through the indicators, thresholds and definitions set out in the Exclusion Instruction of Danske Invest Management A/S. The table below demonstrates the total number of excluded investments in each exclusion category applied by the fund, see "Total number of exclusions". The number of excluded investments does not reflect the actual reduction of the fund's investment universe. This is because not all excluded investments are covered by the fund's reference benchmark and/or the fund's investment strategy. To the extent a reference benchmark exists, the number of excluded investments in the benchmark is shown see "Excluded issuers in benchmark (%)" and "Excluded issuers in benchmark (number)". The benchmark is considered to be representative of the fund's investment universe in this respect. An investment reported through these numbers can be excluded in more than one category.

Binding element: The fund excludes investments that are captured by its exclusion criteria.

Exclusion	Issuers on Danske Bank's exclusion list	Excluded issuers in BM (number)	Weight of BM excluded	Total number of excluded companies in portfolio
Thermal coal	368	0	0.0%	0
Controversial weapons	45	0	0.0%	0
Good governance*	25	0	0.0%	0
Norms*	425	0	0.0%	0
Peat-fired power generation	1	0	0.0%	0
Pornography	11	0	0.0%	0
Excluded countries*	25	0	0.0%	0
Statens pensjonsfond utland	180	0	0.0%	0
Tar sands	53	0	0.0%	0
Tobacco	120	0	0.0%	0

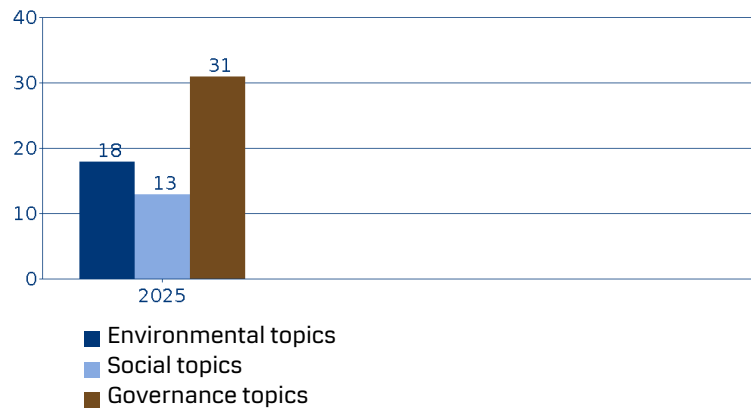
\*A part of Enhanced Sustainability Standards



## Active ownership

Indicator: Number of engagement activities applied to issuers in the fund's portfolio. The graph below demonstrates engagement activities registered by Danske Bank or delegated managers for issuers in the fund's portfolio. Engagements registered did not necessarily take place as part of the direct management of the fund.

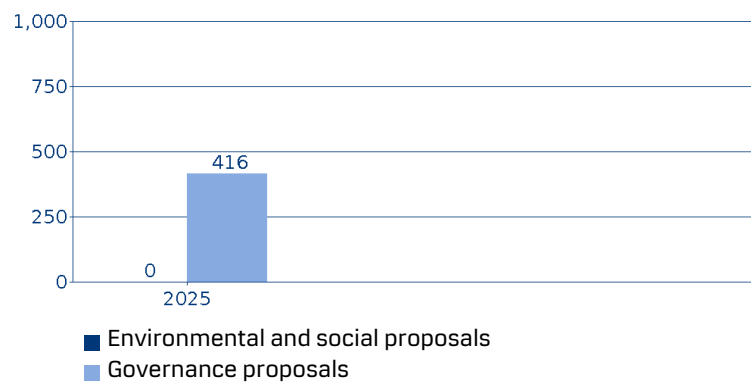
Binding element: The fund is committed to ensure engagement with issuers in the fund's portfolio in accordance with the Active Ownership Policy of Danske Invest Management A/S.



### Voting

Indicator: Number of voted proposals.

Binding element: The fund commits to voting on proposals concerning environmental and/or social matters in accordance with the Active Ownership Policy.



### ...and compared to previous periods?

Not applicable as the the fund was introduced during the year.

## **What were the objectives of the sustainable investments that the financial product partially made and how did the sustainable investment contribute to such objectives?**

The objective of the sustainable investments of the fund is to contribute to one or more of the UN SDGs. The UN SDGs consist of 17 goals including underlying targets that contribute to social and environmental objectives. The individual SDGs are: SDG 1: No Poverty; SDG 2: Zero Hunger; SDG 3: Good Health and Well-being; SDG 4: Quality Education; SDG 5: Gender Equality; SDG 6: Clean Water and Sanitation; SDG 7: Affordable and Clean Energy; SDG 8: Decent Work and Economic Growth; SDG 9: Industry, Innovation and Infrastructure; SDG 10: Reduced Inequalities; SDG 11: Sustainable Cities and Communities; SDG 12: Responsible Consumption and Production; SDG 13: Climate Action; SDG 14: Life Below Water; SDG 15: Life On Land; SDG 16: Peace, Justice and Strong Institutions; and SDG 17: Partnerships for the Goals.

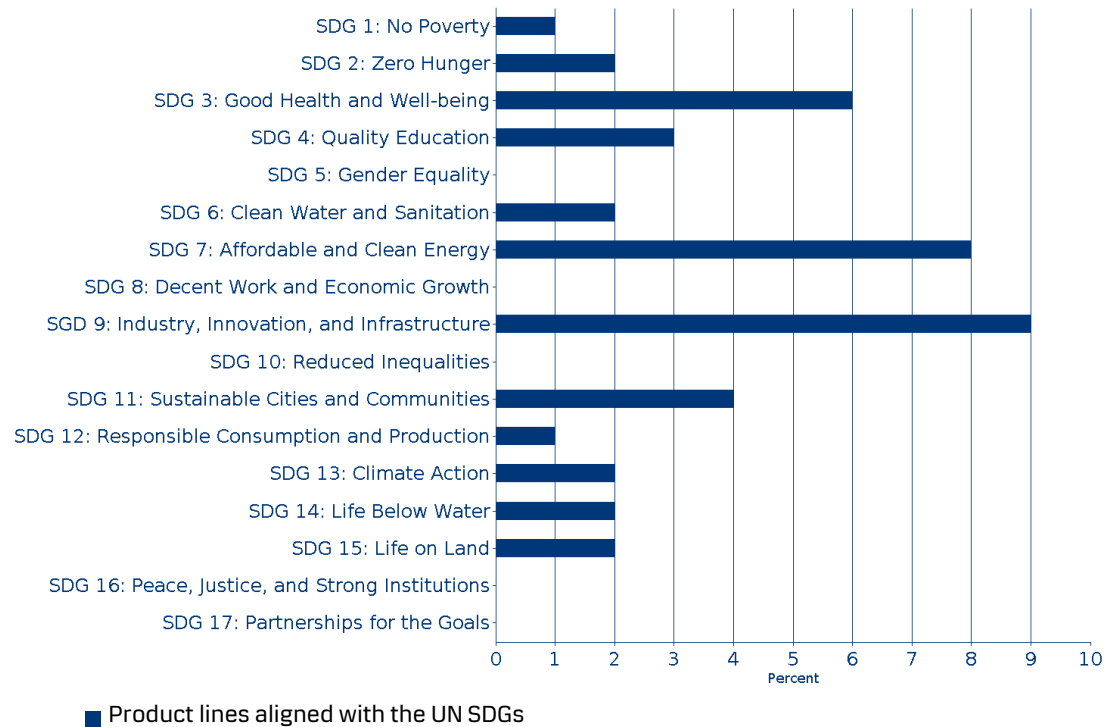
The fund's sustainable investments contributed to these objectives through investments in:

- issuers generating 50% or more of their revenue from products and services ("product lines") identified as contributing to one or more SDGs according to Danske Bank's SDG Model. Under the SDG Model an issuer may also meet the criteria for a sustainable investment if its activities predominantly contribute to environmental objectives that are aligned with the EU Taxonomy. However, the fund is under no obligation to make such investments. The measured contributions of the issuers to the individual SDGs are reported in the graph below (see "Product lines aligned with the UN SDGs").

The fund also invested in activities substantially contributing to one or more of the environmental objectives of the EU Taxonomy (see "To what extent were the sustainable investments with an environmental objective aligned with the EU Taxonomy?"). The reported share of economic activities aligned with the EU Taxonomy of 13% as based on revenue can be attributed with 12.9% on activities in support of the climate change mitigation objective; 0.0% on activities in support of the climate change adaptation objective; 0% on activities in support of sustainable use and protection of water and marine resources, 0% on activities in support of transitioning to a circular economy, 0% on activities in support of pollution prevention and control; and 0% on activities in support of protection and restoration of biodiversity and ecosystems. For some of the companies' reported taxonomy-aligned activities, there is no data on which of the environmental objectives the activities of these investments contribute to.

## Breakdown of the sustainable investments' contributions to the UN SDGs

This graph demonstrates a breakdown of how the sustainable investments of the fund contributed to the UN SDGs as based on the SDG Classification developed by Danske Bank.



## How did the sustainable investments that the financial product partially made not cause significant harm to any environmental or social sustainable investment objective?

The fund's exclusions limited the fund from investing in issuers that cause significant harm to social and environmental objectives. The fund's methodology for sustainable investments also incorporated additional constraints, including by integrating indicators for the principal adverse impacts on sustainability factors as well as social minimum safeguards [see "How were the indicators for adverse impacts on sustainability factors taken into account?" and "Were sustainable investments aligned with the OECD Guidelines for Multinational Enterprises and the UN Guiding Principles on Business and Human Rights?"].

For the 'do no significant harm' assessments of Taxonomy-aligned activities, the fund has leveraged data from issuers reporting their taxonomy-alignment in accordance with the screening criteria set out in the EU Taxonomy Regulation.

## How were the indicators for adverse impacts on sustainability factors taken into account?

Do no significant harm considerations for the fund's sustainable investments were supplemented with thresholds on principal adverse impact indicators for investee companies relating to greenhouse gas emissions, sector exposure to fossil fuels, consumption and production of non-renewable energy sources, energy consumption intensity, investments in companies with no carbon emission reduction initiatives, activities adversely impacting biodiversity-sensitive areas, emissions to water, hazardous waste and radioactive waste, as well as social and employee matters. Even if an investment positively contributed to an environmental or social objective and was generally permitted according to the fund's exclusion criteria, the investment still had to comply with current PAI-indicator thresholds to be considered a sustainable investment. The thresholds are defined on the basis of assessments of

Principal adverse impacts are the most significant negative impacts of investment decisions on sustainability factors relating to environmental, social and employee matters, respect for human rights, anti-corruption and anti-bribery matters.

when an exposure to any of these indicators has such an impact that it should be perceived per se as causing significant harm to environmental or social objectives. This assessment is revised continuously in step with improvements in underlying data and developments in the understanding of 'do no significant harm'. To see the current thresholds, please refer to the sustainability-related disclosures of the fund in the document "Sustainability-related disclosure", available at: [https://www.danskeinvest.lu/page/responsible\\_investments\\_insight](https://www.danskeinvest.lu/page/responsible_investments_insight) under the heading "Sustainability-related disclosures on our funds".

### **Were sustainable investments aligned with the OECD Guidelines for Multinational Enterprises and the UN Guiding Principles on Business and Human Rights?**

The sustainable investments of the fund were aligned with the OECD Guidelines for Multinational Enterprises and the UN Guiding Principles on Business and Human Rights. These principles were safeguarded through the fund's exclusions based on Danske Bank's enhanced sustainability standards screening.

The EU Taxonomy sets out a 'do no significant harm' principle by which Taxonomy-aligned investments should not significantly harm EU Taxonomy objectives and is accompanied by specific Union criteria.

The 'do no significant harm' principle applies only to those investments underlying the financial product that take into account the Union criteria for environmentally sustainable economic activities. The investments underlying the remaining portion of this financial product do not take into account the Union criteria for environmentally sustainable economic activities.

Any other sustainable investments must also not significantly harm any environmental or social objectives.



### **How did this financial product consider principal adverse impacts on sustainability factors?**

The fund has measured the principal adverse impacts on sustainability factors on the basis of the principal adverse impact indicators ("PAI indicators") defined in Commission Delegated Regulation (EU) 2022/1288.

The average performance measured for the PAI-indicators considered by the fund is outlined in the table below. The data coverage for the individual indicators varies greatly. For this reason, the measured impacts are supplemented with information on the coverage per indicator. Information on the data sources and calculation principles are available in the "SFDR Reading Guide".

The figures (including data coverage) have been recalculated for prior reference periods to ensure comparability with calculations performed for 2025.

"Coverage" in the table measures data coverage for eligible assets of investee companies or sovereigns.

For further information on the actions taken in respect of the relevant indicators, please see the outline below the table.

<b>Indicators for investments in investee companies [represents 100% of the total investments]</b>					
<b>Greenhouse gas emissions (GHG)</b>		<b>2025 Impact / Coverage</b>	<b>2024 Impact / Coverage</b>	<b>2023 Impact / Coverage</b>	<b>2022 Impact / Coverage</b>
01	Scope 1 GHG Emissions (tons) Direct emissions from sources that are owned or controlled by the company	1,801 / 80%	N/A	N/A	N/A
02	Scope 2 GHG Emissions (tons) Indirect emissions from the use of purchased energy	311 / 80%	N/A	N/A	N/A
03	Scope 3 GHG Emissions (tons) All other indirect emissions that occur across the value chain	43,307 / 75%	N/A	N/A	N/A
04	Total GHG emissions (tons)	45,351 / 75%	N/A	N/A	N/A
05	Carbon footprint (tCO2e / m€ invested)	977 / 75%	N/A	N/A	N/A
06	GHG intensity of investee companies (tCO2e / m€ of revenue)	3,554 / 80%	N/A	N/A	N/A
07	Exposure to companies active in the fossil fuel sector (Share of investments)	17% / 80%	N/A	N/A	N/A
08	Share of non-renewable energy - Consumption	22% / 34%	N/A	N/A	N/A
09	Share of non-renewable energy - Production	1% / 73%	N/A	N/A	N/A
10	Energy consumption intensity per high impact sector (GWh per million EUR of revenue)				
	Agriculture, forestry and fishing	0	N/A	N/A	N/A
	Mining and quarrying	0	N/A	N/A	N/A
	Manufacturing	0	N/A	N/A	N/A
	Electricity, gas, steam and air conditioning supply	0	N/A	N/A	N/A
	Water supply; sewerage, waste management and remediation activities	0	N/A	N/A	N/A
	Construction	0	N/A	N/A	N/A
	Wholesale and retail trade; repair of motor vehicles and motorcycles	0	N/A	N/A	N/A
	Transportation and storage	0	N/A	N/A	N/A
	Real estate activities	0	N/A	N/A	N/A
11	Investments in companies without carbon emission reduction initiatives aimed at aligning with the Paris Agreement (share of investments)	50% / 80%	N/A	N/A	N/A
<b>Biodiversity - Activities negatively affecting biodiversity-sensitive areas</b>					
12	Share of investments in investee companies with sites/operations located in or near to biodiversity-sensitive areas where activities of those investee companies negatively affect those areas	0% / 80%	N/A	N/A	N/A
<b>Water - Emissions to water</b>					
13	Tonnes of emission to water generated by investee companies per million EUR invested (weighted average)	0 / 0%	N/A	N/A	N/A

<b>Waste - Hazardous waste and radioactive waste ratio</b>		<b>2025 Impact / Coverage</b>	<b>2024 Impact / Coverage</b>	<b>2023 Impact / Coverage</b>	<b>2022 Impact / Coverage</b>
14	Tonnes of hazardous waste and radioactive waste generated by investee companies per million EUR invested (weighted average)	<1 / 32%	N/A	N/A	N/A

<b>Social and employee matters</b>		<b>2025 Impact / Coverage</b>	<b>2024 Impact / Coverage</b>	<b>2023 Impact / Coverage</b>	<b>2022 Impact / Coverage</b>
15	Violations of UN Global Compact principles and Organization for Economic Cooperation and Development (OECD) Guidelines for Multinational Enterprises (share of investments)	0% / 80%	N/A	N/A	N/A
16	Lack of processes and compliance mechanisms to monitor compliance with UN Global Compact principles and OECD Guidelines for Multinational Enterprises (Share of investments without policies to monitor)	0% / 45%	N/A	N/A	N/A
17	Unadjusted gender pay gap (average)	15% / 26%	N/A	N/A	N/A
18	Board gender diversity (Average ratio of female to male)	43% / 80%	N/A	N/A	N/A
19	Exposure to controversial weapons (anti-personnel mines, cluster munitions, chemical weapons and biological weapons) (Share of investments)	0% / 80%	N/A	N/A	N/A
20	Insufficient whistleblower protection (Share of investments without policies on the protection of whistleblowers)	0% / 50%	N/A	N/A	N/A
21	Lack of human rights policy (Share of investments without a human rights policy)	21% / 50%	N/A	N/A	N/A

## **Actions taken in relation to indicators on investee companies**

### **GHG Emissions**

Indicators 1-11 concerning climate-related factors were prioritised through the fund's climate-related exclusions. As reported in the section "How did the sustainability indicators perform" 367 issuers were in total on the exclusion list for thermal coal, and 1 were on the list for peat-fired power generation, and 53 on the list for tar sands. 10 engagement activities were logged for issuers in the fund for issues relating to these indicators. The fund applied pre-trade warnings relating to the PAI indicators. If a warning is raised in connection with a purchase of a listed security, it is an indication that the issuer has exceeded thresholds defined for the indicators. If the issuer has not been excluded, such investment may still be made if it is well-founded. The sustainable investments of the fund also integrated the PAI indicators in the assessment of whether the investment caused significant harm to an environmental objective.

### **Biodiversity**

Indicator 12 concerning biodiversity was partly covered by the funds enhanced sustainability standards screening. During the reference period, more than 50 issuers were on the exclusion list due to matters among others pertaining to biodiversity. 4 engagement activities were logged for issuers in the fund relating to this indicator. The fund applied pre-trade warnings relating to this indicator. The sustainable investments of the fund integrated the thresholds for this PAI indicator in the assessment of whether the investment caused significant harm to an environmental objective.

### **Water and Waste**

Indicators 13 and 14 regarding emissions to water and hazardous waste were partially covered by the fund's extended sustainability screening. During the reference period, there were 110 issuers on the exclusion list due to conditions related to harmful environmental practices, including in some cases related to emissions to water and hazardous waste. 0 engagement activities were logged for issuers in the fund in this regard. The fund applied pre-trade warnings relating to these indicators. The

sustainable investments of the fund integrated the thresholds for these PAI indicators in the assessment of whether the investment caused significant harm to an environmental objective.

### Social and Employee matters

Indicators 15-21 regarding social and employee matters were partially covered by Danske Bank's enhanced sustainability screening and exclusions for controversial weapons. In the reference period, there were 110 issuers on the exclusion list relating to the enhanced sustainability standards screening for matters related to these topics, including exclusions due to specific breaches of human rights, good governance, and labour rights. The exclusion list for controversial weapons included 45 excluded issuers. 9 engagement activities were logged for issuers in the fund in relation to these issues. The fund applied pre-trade warnings relating to these indicators. The sustainable investments of the fund integrated the thresholds for these PAI indicators in the assessment of whether an issuer caused significant harm to a social objective.

### Indicators applicable to sovereigns and supnationals

The fund did not invest in sovereigns or supnationals.



## What were the top investments of this financial product?

Largest investments	ISIN	Sector	% of the assets	Country
Integrated Wind Solutions Asa	N00013461350	Industrials	7.0%	NO
Aker Asa	N00010234552	Industrials	6.9%	NO
Smartoptics Group Asa	N00011012502	Information Technology	6.8%	NO
Medistim Asa	N00010159684	Health Care	6.0%	NO
Kitron Asa	N00003079709	Information Technology	5.6%	NO
Scatec Asa	N00010715139	Utilities	5.3%	NO
Nordic Semiconductor Asa	N00003055501	Information Technology	5.1%	NO
Cadeler	DK0061412772	Industrials	5.0%	DK
Norbit Asa	N00010856511	Information Technology	5.0%	NO
Kongsberg Gruppen Asa	N00013536151	Industrials	4.9%	NO
Cloudberry Clean Energy Asa	N00010876642	Utilities	4.7%	NO
Aker Bp Asa	N00010345853	Energy	4.5%	NO
Softwareone Holding Ag	CH0496451508	Information Technology	3.9%	CH
Salmar Asa	N00010310956	Consumer Staples	3.8%	NO
Atea Asa	N00004822503	Information Technology	3.5%	NO

Top investments are calculated based on the largest monthly investments observed over a year. Out of the monthly observations, the single largest investment is identified and reported. Where possible, the top 15 investments throughout the year are reported.

The list includes the investments constituting the greatest proportion of investments of the financial product during the reference period which is 29 August 2025 - 31 December 2025.



## What was the proportion of sustainability-related investments

The “asset allocation” chart shows the extent to which the fund invested in sustainable investments, the allocation of investments used for the attainment of environmental and/or social characteristics, as well as other investments.

The fund invested 44% in sustainable investments.

### What was the asset allocation?

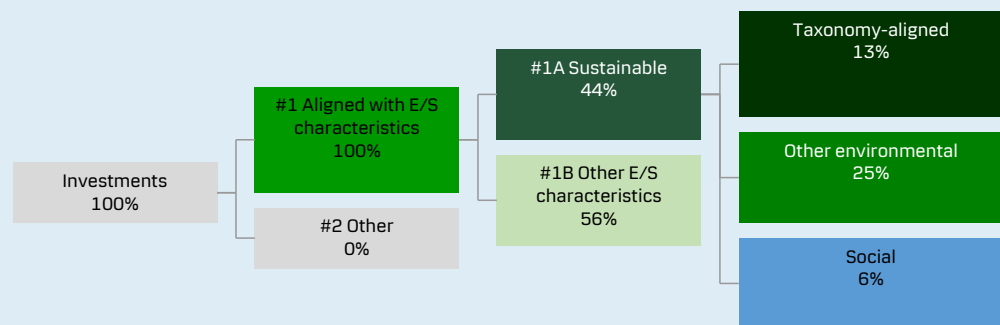
Asset allocation describes the share of investments in specific assets.

The fund promoted environmental and/or social characteristics through screening, which provided the foundation for its exclusions, sustainable investments and active ownership activities. The reported proportion of EU Taxonomy-aligned activities is based on revenue figures reported for these activities against the total value.

The “asset allocation” chart demonstrates the proportion of the fund's investments that were aligned with the fund's environmental and/or social characteristics in the reference period, as well as other investments. For asset allocation in previous reference periods, see the table below the chart.

The share of investments aligned with environmental and/or social characteristics is calculated against the total market value of the fund's investments.

Asset allocation reflects average values for the year.



#1 Aligned with E/S characteristics includes the investments of the financial product used to attain the environmental or social characteristics promoted by the financial product.

#2 Other includes the remaining investments of the financial product which are neither aligned with the environmental or social characteristics, nor are qualified as sustainable investments.

The category #1 Aligned with E/S characteristics covers:

- The sub-category #1A Sustainable covers sustainable investments with environmental or social objectives.
- The sub-category #1B Other E/S characteristics covers investments aligned with the environmental or social characteristics that do not qualify as sustainable investments.

All asset allocation percentages are rounded to whole percentage points; therefore, summing the categories may produce minor discrepancies versus the reported figures.

<b>Asset allocation of the fund compared to previous reference periods</b>	<b>2022 (%)</b>	<b>2023 (%)</b>	<b>2024 (%)</b>	<b>2025 (%)</b>
#1 Aligned with E/S Characteristics	N/A	N/A	N/A	100
#2 Other	N/A	N/A	N/A	0
#1A Sustainable	N/A	N/A	N/A	44
#1B Other E/S Characteristics	N/A	N/A	N/A	56
Taxonomy-aligned	N/A	N/A	N/A	13
Other environmental	N/A	N/A	N/A	25
Social	N/A	N/A	N/A	6

## In which economic sectors were the investments made?

The table is based on holdings with data coverage in respect to sector allocation. The share of investments for which such data does not exist is marked "No sector data". Weights for cash and derivatives are not reported meaning that the exposure weights do not necessarily add up to 100%.

The table reports separately on the fund's exposures to issuers in sub-sectors that derive revenues from exploration, mining, extraction, production, processing, storage, refining or distribution, including transportation, storage and trade, of fossil fuels. These sub-sectors are reported through the sub-sector classifications of: Oil & Gas Drilling, Oil & Gas Equipment & Services, Integrated Oil & Gas, Oil & Gas Exploration & Production, Oil & Gas Refining & Marketing, Oil & Gas Storage & Transportation, and Coal & Consumable Fuels.

<b>Sector</b>	<b>Sub-sector</b>	<b>Pct.</b>
Industrials	Construction & Engineering	15.40%
Utilities	Renewable Electricity	8.83%
Information Technology	Communications Equipment	7.94%
Consumer Staples	Packaged Foods & Meats	6.54%
Energy	Oil & Gas Exploration & Production	6.30%
Information Technology	IT Consulting & Other Services	5.93%
Industrials	Industrial Conglomerates	5.66%
Information Technology	Electronic Manufacturing Services	5.59%
Information Technology	Semiconductors	4.93%
Health Care	Health Care Equipment	4.91%
Information Technology	Electronic Equipment & Instruments	4.81%
Industrials	Aerospace & Defense	4.74%
Information Technology	Technology Distributors	3.63%
Energy	Oil & Gas Drilling	2.74%
Energy	Integrated Oil & Gas	2.71%
Energy	Oil & Gas Equipment & Services	2.05%
Industrials	Electrical Components & Equipment	1.76%
Health Care	Biotechnology	1.49%
Information Technology	Application Software	1.37%
Energy	Oil & Gas Storage & Transportation	1.24%
Industrials	Industrial Machinery & Supplies & Components	1.20%
Industrials	Environmental & Facilities Services	0.22%
Utilities	Multi-Utilities	0.00%
Energy	Coal & Consumable Fuels	No investments
Energy	Oil & Gas Refining & Marketing	No investments



## To what extent were the sustainable investments with an environmental objective aligned with the EU Taxonomy?

The fund did not commit to invest in accordance with the EU Taxonomy.

The fund's measured share of investments aligned with the EU Taxonomy in the reference period is reported in the graph below. For the purposes of that calculation, the fund screened for activities aligned with the EU Taxonomy as based on the screening criteria set-out in Article 3 of the EU Taxonomy.

The reported share of economic activities aligned with the EU Taxonomy of 13% as based on revenue can be attributed with 12.9% on activities in support of the climate change mitigation objective; 0.0% on activities in support of the climate change adaptation objective; 0% on activities in support of sustainable use and protection of water and marine resources, 0% on activities in support of transitioning to a circular economy, 0% on activities in support of pollution prevention and control; and 0% on activities in support of protection and restoration of biodiversity and ecosystems. For some of the companies' reported taxonomy-aligned activities, there is no data on which of the environmental objectives the activities of these investments contribute to. The total EU Taxonomy-aligned share is rounded to a whole number, while objective-levels are disclosed to one decimal place for greater granularity and transparency; minor rounding differences may therefore occur.

The measurement of taxonomy-aligned activities is based on company reported data made available through ISS ESG.

The extent to which the investments meet the screening criteria of the EU Taxonomy requirements is not subject to an assurance provided by an auditor.

### Did the financial product invest in fossil gas and/or nuclear energy related activities complying with the EU Taxonomy\*?

- Yes
  - In fossil gas
  - In nuclear energy
- No

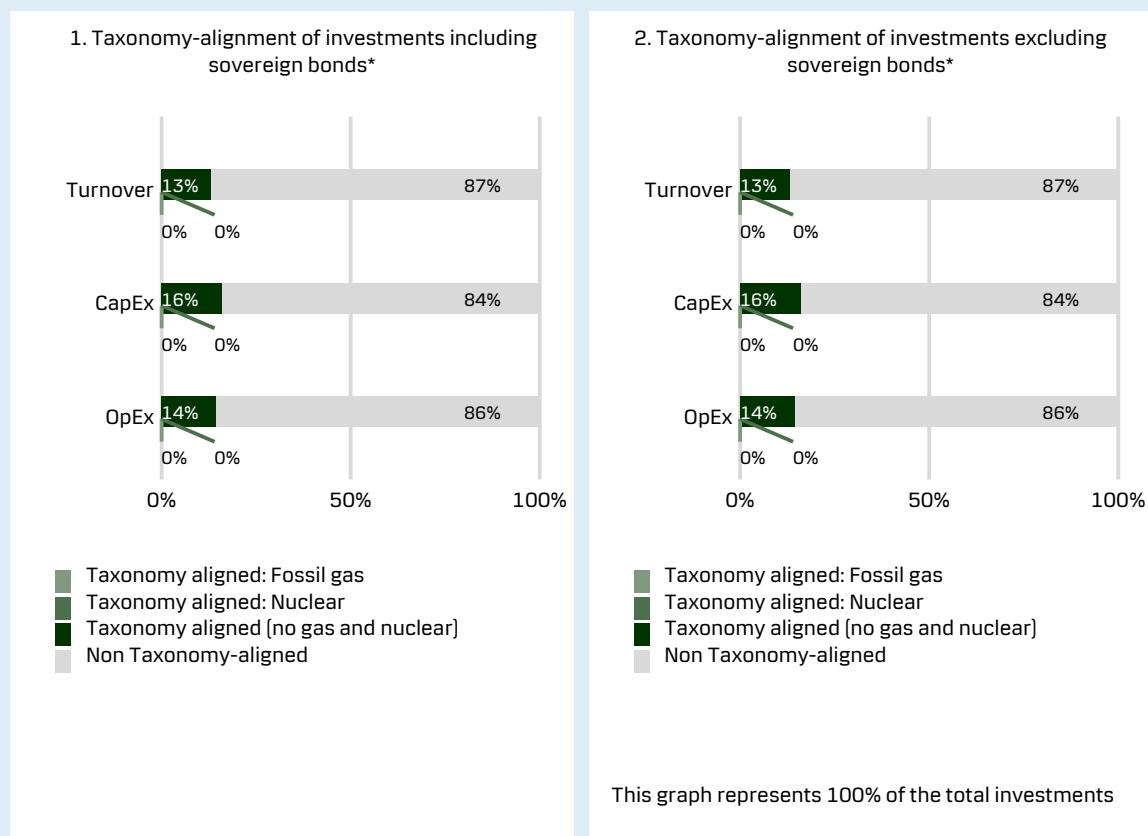
\*Fossil gas and/or nuclear related activities will only comply with the EU Taxonomy where they contribute to limiting climate change ("climate change mitigation") and do not significantly harm any EU Taxonomy objective – see explanatory note in the left hand margin. The full criteria for fossil gas and nuclear energy economic activities that comply with the EU Taxonomy are laid down in Commission Delegated Regulation (EU) 2022/1214.

To comply with the EU Taxonomy, the criteria for fossil gas include limitations on emissions and switching to renewable power or low-carbon fuels by the end of 2035. For nuclear energy, the criteria include comprehensive safety and waste management rules.

Enabling activities directly enable other activities to make a substantial contribution to an environmental objective.

Transitional activities are activities for which low-carbon alternatives are not yet available and among others have greenhouse gas emissions corresponding to the best performance.

The graph below show in green the percentage of investments that were aligned with the EU Taxonomy. As there is no appropriate methodology to determine the taxonomy-alignment of sovereign bonds\*, the first graph shows the Taxonomy alignment in relation to all the investments of the financial product including sovereign bonds, while the second graph shows the Taxonomy alignment only in relation to the investment of the financial product other than sovereign bonds.



\* For the purpose of these graphs, 'sovereign bonds' consist of all sovereign exposures.

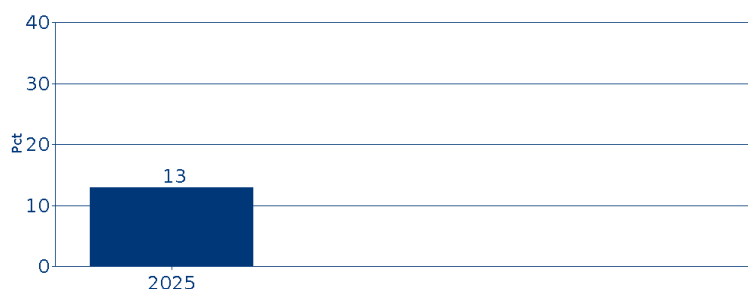
## What was the share of investments made in transitional and enabling activities?

Taxonomy alignment	2022 (%)	2023 (%)	2024 (%)	2025 (%)
Investments aligned with the EU taxonomy	N/A	N/A	N/A	13
Investments aligned with the EU taxonomy (enabling activities)	N/A	N/A	N/A	1
Investments aligned with the EU taxonomy (transitional activities)	N/A	N/A	N/A	0

Taxonomy-aligned activities are expressed as a share of

- Turnover reflects the 'greenness' of investee companies today.
- Capital expenditure (CapEx) shows the green investments made by investee companies, relevant for a transition to a green economy.
- Operational expenditure (OpEx) reflects the green operational activities of investee companies.

## How did the percentage of investments that were aligned with the EU Taxonomy compare with previous reference periods?



## What was the share of sustainable investments with an environmental objective not aligned with the EU Taxonomy?

The share of sustainable investments with an environmental objective not aligned with the EU Taxonomy was 25%.

The fund invested in these issuers outside the scope of the EU Taxonomy because investments in environmentally sustainable economic activities are not an active part of the fund's investment strategy. Also, the limited availability of data that allows the fund to determine the Taxonomy alignment of the activities of issuers in the fund's full investment universe remains a challenge.

## What was the share of socially sustainable investments?

The share of socially sustainable investments was 6 %.

## What investments were included under 'other', what was their purpose and were there any minimum environmental or social safeguards?

Not relevant.

## What actions have been taken to meet the environmental and/or social characteristics during the reference period?

During the reference period, the fund managed the investment strategy in accordance with the binding elements relating to the attainment of the environmental and/or social characteristics, meaning that issuers were screened against applicable exclusions, selection of issuers performed in accordance with the fund's commitment to invest in sustainable investments and, where relevant, active ownership activities.

The fund is monitored to ensure the attainment of the environmental and/or social characteristics.

For investee companies in the portfolio 10 engagements have been registered on climate/GHG related topics, 4 for biodiversity, 0 on hazardous waste and water emissions, and 9 on social and employee matters.



are sustainable investments with an environmental objective that do not take into account the criteria for environmentally sustainable economic activities under Regulation (EU) 2020/852.





## How did this financial product perform compared to the reference benchmark?

Not relevant

Reference benchmarks are indexes to measure whether the financial product attains the environmental or social characteristics that they promote.